

**NATIONAL HIV & AIDS
ACTIVITY REPORT FORM**

Organization: _____
 Date: _____



Organization ID
 ____/____/____

Monthly National HIV & AIDS Activity Report Form

Source: PMTCT section of MoHCW Monthly Return Form¹

Strategic Area: PREVENTION		Programme Area: PMTCT	
Code	Indicators		Total
PMTCT 1	Pregnant women pre-test counseled or educated on HIV in ANC		
PMTCT 2	Pregnant women tested for HIV in ANC		
PMTCT 3	Pregnant women tested HIV positive in ANC		
PMTCT 4	HIV infected pregnant women dispensed with PMTCT ARV prophylaxis	AZT (MER)	
		sdNVP	
PMTCT 5	Exposed infants dispensed with PMTCT ARV prophylaxis	AZT (MER)	
		sdNVP	
PMTCT 6	Exposed infants tested and received results		
PMTCT 7	Infants tested HIV positive		
PMTCT 8	Male Partners HIV tested		

Organization:

Date:



Organization ID:

Monthly National HIV & AIDS Activity Report Form

Source: MOHCW Monthly Return Reform, New Start Centers².


**Strategic Area:
PREVENTION**

Programme Area: Testing and Counseling including VCT

Code	Indicator	Males						Total	Females						Total
		By age group							By age group						
		<15	15-19	20-24	25-29	30-49	50+		<15	15-19	20-24	25-29	30-49	50+	
HTC 1	Total number pre-test counseled														
HTC 2	Total number HIV tested														
HTC 3	Total number tested positive														
HTC 4	Total number post test counseled														

Organization: _____

Date: _____



Organization ID

_____/_____/_____

Monthly National HIV & AIDS Activity Report Form

Source: MOHCW Monthly Return Form – from Out Patient Department Registers³


Strategic Area: PREVENTION

Programme Area: Sexually Transmitted Infections

Code	Indicators	Male	Female	<u>Total</u>
STI 1	No. of new STI cases recorded			
STI 2	No. of repeat STI visits recorded			

Organization: _____

Date: _____



Organization ID

_____/_____/_____

Monthly National HIV & AIDS Activity Report Form

Source: PSI, Condom Outlets, ZNFPC, Health Facilities


Strategic Area: PREVENTION

Programme Area: CONDOM Distribution

Code	Indicators		<u>Total</u>
C 1	No. of Male condoms distributed (sold or freely distributed)	Public sector distributed	
		Private sector distributed	
C 2	No. of Female condoms distributed (sold or freely distributed)	Public sector distributed	
		Private sector distributed	

Organization: _____

Date: _____



Organization ID

_____/_____/_____

Monthly National HIV & AIDS Activity Report Form

Source: ZNFPC, MoHCW, PSI.

Strategic Area: PREVENTION

Programme Area: Male Circumcision

Code	Indicators	AGE GROUP					<u>Total</u>
			< 15	15 - 19	20 - 24	25 - 49	
MC 1	No. of males visiting the MC site for MC services						
MC 2	No. of males clinically circumcised						
MC 3	No. of clinically circumcised clients who experienced medical problems after circumcision						

Organization: _____
 Date: _____



Organization ID
 _____/_____/_____

Monthly National HIV & AIDS Activity Report Form

Source: Primary and Secondary Schools or MOESC (District) Monthly Progress Report

STRATEGIC AREA: PREVENTION		Programme Area: Youth in School			
Code	Indicators		<u>Male</u>	<u>Female</u>	<u>Total</u>
YIS 1	No. of pupil exposures to HIV and AIDS lessons	A. Primary			
		B. Secondary			
YIS 2	No. of peer educators who were active	A. Primary			
		B. Secondary			
YIS 3	No. of pupils in school AIDS Action Clubs	A. Primary			
		B. Secondary			
YIS 4	No. of pupils receiving education assistance	A. Primary	BEAM		
			OTHER		
		B. Secondary	BEAM		
			OTHER		
YIS 5	No. of orphans attending school	A. Primary			
		B. Secondary			
YIS 6	No. of school teachers trained in life skill-based HIV education	A. Primary			
		B. Secondary			

Organization: _____
 Date: _____



Organization ID
 _____/_____/_____

Monthly National HIV & AIDS Activity Report Form

Source: MoHCW and ZNFPC YFC⁴.

STRATEGIC AREA: PREVENTION		Programme Area: Youth Out Of School			
Code	Indicators		Male	Female	Total
YOS 1	No. of youths visiting the youth-friendly centers/corners	Ages	<15		
			15-19		
			20-24		
YOS 2	No. of out-of-school youth peer educators who were active	Ages	<15		
			15-19		
			20-24		
YOS 3	Number of PLHIV benefiting from IG or Livelihood projects		< 15 yrs		
			15 – 24 yrs		
			25 + yrs		
YOS 4	No. of youth (15-24 yrs) benefiting from IG or Livelihood projects				

⁴ There is need to make sure forms used by YFC have disaggregation of “in-school” and “out-of-school” to distinguish YOS and YIS at YFC

Organization: _____

Date: _____



Organization ID

_____/_____/_____

Monthly National HIV & AIDS Activity Report Form

Source: Tertiary Education Institutions or Partners conducting outreach in the institutions.

STRATEGIC AREA: PREVENTION

Programme Area: Students in Tertiary Education

Code	Indicators		<u>Male</u>	<u>Female</u>	<u>Total</u>
STE 1	No. of students visiting resource center/clinic for HIV&AIDS services	Resource Centre			
		Clinic			
STE 2	No. of peer educators who were active				
STE 3	No. of condoms distributed				
STE 4	No. of student STI cases recorded (by age)	< 25			
		25 +			
STE 5	No. of students tested for HIV (by age)	< 25			
		25 +			
STE 6	No. of students testing HIV positive (by age)	< 25			
		25 +			

Organization: _____
 Date: _____



Organization ID
 _____/_____/_____

Monthly National HIV & AIDS Activity Report Form

Source: BC Implementing ASO⁵.

Strategic Area: PREVENTION		Programme Area: Behaviour Change		
Code	Indicators	<u>Male</u>	<u>Female</u>	<u>Total</u>
BC 1	No. of new behaviour change agents or facilitators trained			
BC 2	No. of behaviour change agents or facilitators who were active			
BC 3	No. of community leaders (traditional leaders, councilors, MPs) who openly spoke against multiple con-current partnerships and extra-marital relationships in their wards			
BC 4	No. of people reached through community outreach programmes promoting HIV prevention (community course completed)			
BC 5	No. of people reached through community outreach programmes promoting HIV prevention including interpersonal communications. (persons exposure)			

⁵ Data will be collected by BC agents or Facilitators for BC implementing organisations and the BC implementing organisations will in turn complete this form.

Organization: _____

Date: _____



Organization ID

_____/_____/_____

Monthly National HIV & AIDS Activity Report Form

Source: ASO Implementing Programmes for MARPs

Strategic Area: PREVENTION

Programme Area: Most-at-Risk-Populations (MARPs)

Code	Indicators	Male	Female	Total
MARPs 1	No. of sex workers reached with HIV prevention programmes			
MARPs 2	No. of truck drivers reached with HIV prevention programmes			
MARPs 3	No. of prisoners reached with HIV prevention programmes			
MARPs 4	No. of other MARPs reached with HIV prevention programmes	Fishermen		
		Small scale miners		
		Migrants		
		Other Specify		

Organization:

Date:

Organization ID



Monthly National HIV & AIDS Activity Report Form

Source: MOHCW – Health Facilities

Strategic Area: PREVENTION

Programme Area: Infection Control (IC)

Code	Indicators			Yes/No
IC 1	Did this health facility have a stock-out of sterilization equipment, accessories and consumables?			
		Male	Female	Total
IC 2	No. of health workers reporting work-related injuries exposing them to HIV			
IC 3	No. of health workers injured at work completing Post Exposure Prophylaxis (PEP)			
IC 4	No. of sexually abused men and women started on PEP			

Organization: _____
 Date: _____



Organization ID
 _____/_____/_____


Monthly National HIV & AIDS Activity Report Form

Source: Private and Public Workplaces

Strategic Area: PREVENTION		Programme Area: Work Place				
Code	Indicators		Small [100]	Medium [100 - 400]	Large [500+]	Total
WP 1	No. of employees reached with HIV prevention programmes	Private sector				
		Public sector				
WP 2	No. of employees tested for HIV at the workplace	Private sector				
		Public sector				
WP 3	No. of employees tested positive	Private sector				
		Public sector				
WP 4	No. of employees on ART through workplace initiative	Private sector				
		Public sector				
WP5	Number of companies with new workplace policies	Private sector				
		Public sector				

Organization: _____

Date: _____



Organization ID
_____/_____/_____

Monthly National HIV & AIDS Activity Report Form

Source: Ministry of Women's Affairs Gender and Community Development, ASOs Implementing Gender Programmes.

Strategic Area: PREVENTION

Programme Area: Gender

Code	Indicators	Age-group			Total
		< 15	15-24	25+	
GND 1	No. of women and girls reached with HIV prevention programmes				
GND 2	No. of women and girls assisted in economic strengthening programmes				
GND 3	No. of women and girls reporting abuses (sexual, physical, economic)				
GND 4	No. of women and girls assisted in legal issues (inheritance, wills, property)				

Organisation:

Date:



OVC: 1/1

Organization ID

gMonthly National HIV & AIDS Activity Report Form

Source: MLSS, VFU, ASO Implementing OVC Programmes

Strategic Area: MITIGATION

Programme Area: Orphans and Vulnerable Children (OVC)

Code	Indicators	PoS			Non PoS		
		Male	Female	Total	Male	Female	Total
OVC 4	Number of new OVC provided with school-related assistance						
OVC 5	Number of OVC continuing on school-related assistance						
OVC 9	Number of new OVC provided with food/nutritional assistance						
OVC 10	Number of OVC continuing to receive food/nutritional assistance						
OVC 11	Number of new OVC receiving psychosocial support						
OVC 12	Number of OVC continuing to receive psychosocial support						
OVC 14	Number of new OVC receiving orientation in care-giving skills for people living with HIV and AIDS						
OVC 18⁶	Number of new child abuse cases (sexual, physical, emotional) reported						
OVC	Number of OVC (<18yrs) benefiting from IG or Livelihood projects						

Organisation: _____

Date: _____



OVC: 1/1

Organization ID

_____/_____/_____

Monthly National HIV & AIDS Activity Report Form

Source: MLSS, VFU, ASO Implementing OVC Programmes

Strategic Area: MITIGATION


Programme Area: Orphans and Vulnerable Children (OVC)

Code	Indicators	PoS			Non PoS		
		Male	Female	Total	Male	Female	Total
EC 1⁷	Number of OVC attending life skills training						
GF	Number of ward level child protection committees making use of the village register in monitoring OVC interventions.						

⁷Collect data from Victim Friendly Unit only to avoid double reporting and triangulate with MLSS
EC 1 is coding from NAP report books. Coding for other indicators has not changed to maintain harmonisation with NAP for OVC activity report books so that implementers can still report through NARF or NAP Activity Report Books.

Organization: _____

Date: _____



Organization ID

_____/_____/_____

Monthly National HIV & AIDS Activity Report Form

Source: ASO Assisting PLHIV

Strategic Area: MITIGATION		Programme Area: PLHIV/MIPA⁸			
Code	Indicators	Male	Female	Total	
PLHIV 1	No. of support groups for PLHIV in place				
PLHIV 2	No. of PLHIV in support groups by age	< 15			
		15-24			
		25+			
PLHIV 3	No. of PLHIV receiving assistance	A. Psychosocial support			
		B. Food/nutrition			
		C. Medical			
		D. Financial			
		E. IG/Livelihoods			
		F. Other			

Organization: _____

Date: _____



Organization ID

_____/_____/_____

Monthly National HIV & AIDS Activity Report Form

Source: ART Initiating Health Facilities and Follow up Facilities

Strategic Area: Treatment & Care

Programme Area: Anti-Retroviral Therapy (ART)

Code	Indicators	Adults (15+)			Children (< 15)		
		Male	Female	Total	Male	Female	Total
ART 1	No. of patients eligible for ART						
ART 2	Total no. of patients ever initiated on ART						
ART 3	Total no. of patients transferred-out this month						
ART 4	Total no. of patients transferred-in this month						
ART 5	Total no. of patients currently on 1 st line ART						
ART 6	Total no. of patients currently on 2 nd line ART						
ART 7	Total no. of patients lost to follow-up this month						
ART 8	Total no. of patients deceased this month.						
ART 9	Any ART drugs out of stock this month					Yes/No Specify	

Organization: _____
 Date: _____



Organization ID
 ____/____/____


Monthly National HIV & AIDS Activity Report Form

Source: Health Facilities – Outpatient and OI Departments

Strategic Area: Treatment & Care		Programme Area: HIV/TB Collaboration		
Code	Indicators	<u>Male</u>	<u>Female</u>	<u>Total</u>
HIV/TB 1	No. of TB patients tested for HIV			
HIV/TB 2	No. of TB patients tested HIV positive			
HIV/TB 3	No. of TB patients started on ART			
HIV/TB 4	No. of ART patients started on TB treatment			

Organization: _____

Date: _____



Organization ID

_____/_____/_____

Monthly National HIV & AIDS Activity Report Form


Source: ASO providing HBC to PLHIV or Community Nursing Dept at Health Facilities.

Strategic Area: Treatment & Care **Programme Area: Community & Home-Based Care (CHBC)**

Code	Indicators		<u>Male</u>	<u>Female</u>	<u>Total</u>
HBC 1	No. of clients newly enrolled on CHBC (by functional status)	Bed-ridden			
		Ambulatory			
		Working			
HBC 2	No. of clients served by CHBC (by functional status)	Bed-ridden			
		Ambulatory			
		Working			
HBC 3	No. of CHBC clients on ART				
HBC 4	No. of CHBC clients deceased this month				
HBC 5	No. of care facilitators providing HBC services				
HBC 6	No. of caregivers trained	New			
		Existing			

Organization: _____

Date: _____



Organization ID

_____/_____/_____

Monthly National HIV & AIDS Activity Report Form


Source: ASO Involved in HIV and AIDS-Related Communication and Advocacy

Strategic Area: Communication | **Programme Area: IEC Materials**

Code	Indicators	<u>Male</u>	<u>Female</u>	<u>Total</u>
COM 1	No. of IEC materials distributed by type	Posters		
		Pamphlets/flyers/stickers		
		T-shirts/hats		
		Other		
COM 2	No. of billboards (new) put up on HIV and AIDS			

Organization: _____

Date: _____



Organization ID

_____/_____/_____

Monthly National HIV & AIDS Activity Report Form

Source: National Blood Transfusion Centre⁹

Strategic Area: PREVENTION

Programme Area: Blood Safety

Code	Indicators		<u>Total</u>
BS 1	Was there a stock-out of blood screening test kits (by type of test kit)	A.	
		B.	
BS 2	No. of collected blood units screened for HIV		
BS 3	No. of blood units testing HIV positive		

⁹ To be completed at national level by National Blood Transfusion Services Zimbabwe (NBTSZ) Head Office only

Organization: _____
 Date: _____



Organization ID
 _____/_____/_____


Monthly National HIV & AIDS Activity Report Form

Source: Health Facility Laboratories

Strategic Area: Infrastructural Capacity		Programme Area: Laboratories		
Code	Indicators		<u>Yes</u>	<u>No</u>
LAB 1	Was the following laboratory equipment functional?	CD4 Machine		
		Biochemistry		
		Microscopy		
		Hematology		
LAB 2	Was there a stock-out of the following (If yes, specify type):	HIV test kits,		
		Reagents		
LAB 3	Was the lab carrying out the following HIV diagnosis and monitoring tests	CD 4 Count		
		Biochemistry		
		Microscopy		
		Hematology		

Organization: _____

Date: _____



Organization ID

_____/_____/_____

Monthly National HIV & AIDS Activity Report Form

Source: NAC district, Provincial & Head Office

Strategic Area: Research, Coordination, M & E

Programme Area: Research, Monitoring and Evaluation & Coordination

Code	Indicator	<u>District</u>	<u>Provincial</u>	<u>National</u>
RSH 1¹⁰	No. of research studies started			
RSH 2	No. of research studies completed			
RSH 3	No. of research studies disseminated			
RSH 4	No. of 'best' practices documented			
CORD 1	No. of coordination meetings held <i>(all types of coordination meetings)</i>			

¹⁰ *Research: districts must report research studies conducted in the district only and provinces report research covering more than one district but limited to the province whereas national level will report research studies covering more than one province. This is to prevent double counting.*